


PRODUCT CATALOGUE 2013



- ✓ COMPRESSORS
- ✓ PUMPS
- ✓ ELECTRIC MOTORS
- ✓ GENERATORS
- ✓ AIR TOOLS
- ✓ ELECTRIC TOOLS
- ✓ COMPONENTS
- ✓ AIRLINE EQUIPMENT
- ✓ ACCESSORIES




Phone 03 9791 7010
Fax 03 9793 3223

Email sales@pumaindustrial.com
Web www.pumaindustrial.com

AIR COMPRESSORS BELT DRIVEN MODELS

ALLOY PUMP

REMOVABLE HANDLE



RATED TO CAAA PROTOCOL™ 2000

WILDCAT 12

CYLINDERS: 2
MOTOR HORSE POWER: 2.5
RECEIVER: 58 LITRE
FAD: 8.4 DFM 231L/MIN
ALLOY PUMP PRESSURE: 140 PSI
AFTER COOLER TWIN FILTER
REGULATOR REMOVABLE COATED
BUILT IN AUSTRALIA

DIMENSIONS
LENGTH: 1100MM
HEIGHT: 710MM
WIDTH: 450MM

ALLOY PUMP

REMOVABLE HANDLE



RATED TO CAAA PROTOCOL™ 2000

WILDCAT 17

CYLINDERS: 2
MOTOR HORSE POWER: 3.0
RECEIVER: 58 LITRE
FAD: 12.3 CFM 338L/MIN
ALLOY PUMP PRESSURE: 140 PSI
AFTER COOLER TWIN FILTER
REGULATOR REMOVABLE HANDLE
POWDER COATED
BUILT IN AUSTRALIA

DIMENSIONS
LENGTH: 1100MM
HEIGHT: 760MM
WIDTH: 450MM

CAST IRON PUMP

REMOVABLE HANDLE



RATED TO CAAA PROTOCOL™ 2000

SUPERCAT 12

CYLINDERS: 2
MOTOR HORSE POWER: 2.5
RECEIVER: 58 LITRE
FAD: 8.9 CFM 252L/MIN
CAST IRON PUMP PRESSURE: 140 PSI
REMOVABLE HANDLE
POWDER COATED
BUILT IN AUSTRALIA

DIMENSIONS
LENGTH: 1100MM
HEIGHT: 740MM
WIDTH: 450MM

NEED EXPERT ADVICE? CONTACT YOUR PUMA DISTRIBUTOR FOR MORE INFORMATION: PHONE 03 9791 7010 EMAIL: SALES@PUMAININDUSTRIAL.COM

Please Note: Specifications may change without notice

C1:0

AIR COMPRESSORS BELT DRIVEN MODELS

CAST IRON PUMP

REMOVABLE HANDLE



RATED TO CAAA PROTOCOL™ 2000



SUPERCAT 15

CYLINDERS: 3
MOTOR HORSE POWER: 3.0
RECEIVER: 58 LITRE
FAD: 8.4 CFM 237L/MIN
CAST IRON PUMP PRESSURE: 140 PSI
REMOVABLE HANDLE
POWDER COATED
BUILT IN AUSTRALIA

DIMENSIONS
LENGTH: 1100MM
HEIGHT: 800MM
WIDTH: 450MM

CAST IRON PUMP

REMOVABLE HANDLE



RATED TO CAAA PROTOCOL™ 2000



SUPERCAT 17

CYLINDERS: 3
MOTOR HORSE POWER: 3.0
RECEIVER: 58 LITRE
FAD: 11.0 CFM 313L/MIN
CAST IRON PUMP PRESSURE: 140 PSI
REMOVABLE HANDLE POWDER COATED
BUILT IN AUSTRALIA

DIMENSIONS
LENGTH: 1100MM
HEIGHT: 800MM
WIDTH: 450MM



RATED TO CAAA PROTOCOL™ 2000



B2500 CUB SHORT TANK

CYLINDERS: 2
MOTOR: 2.2 HP
RECEIVER: 40 LITRE
FAD: 5.7 CFM/ 162 L/MIN
PRESSURE: 140 PSI
FULLY IMPORTED: ITALY
FILTER REGULATOR

DIMENSIONS
LENGTH: 900MM (INCLUDES HANDLE)
HEIGHT: 680MM
DEPTH: 420MM

NEED EXPERT ADVICE? CONTACT YOUR PUMA DISTRIBUTOR FOR MORE INFORMATION: PHONE 03 9791 7010 EMAIL: SALES@PUMAININDUSTRIAL.COM

C2:0

AIR COMPRESSORS BELT DRIVEN MODELS

CAST IRON PUMP

LIFTING HANDLE



RATED TO CAAA PROTOCOL™ 2000



SUPERCAT 17 STATIONARY

CYLINDERS: 3
MOTOR HORSE POWER: 3.0
RECEIVER: 110 LITRE
FAD: 12.7 CFM 361L/MIN
CAST IRON PUMP
PRESSURE: 140 PSI
OIL FILLED GAUGE
PALLET FEET
BASE CAN BE BOLTED TO GROUND
POWDER COATED
BUILT IN AUSTRALIA

DIMENSIONS
LENGTH: 1350MM
HEIGHT: 860MM
WIDTH: 450MM

INFLATOR & AIR BRUSH COMPRESSORS



RATED TO CAAA PROTOCOL™ 2000



AS18

CYLINDERS: 1
MOTOR HORSE POWER: 1/8
CFM @ 45PSI IS: 0.45
MAX PRESSURE: 50 PSI
PRESSURE SWITCH
IDEAL FOR AIR BRUSH USE
FILTER INCLUDED

DIMENSIONS
LENGTH: 280MM
HEIGHT: 190MM
WIDTH: 140MM

NEED EXPERT ADVICE? CONTACT YOUR PUMA DISTRIBUTOR FOR MORE INFORMATION: PHONE 03 9791 7010 EMAIL: SALES@PUMAININDUSTRIAL.COM

Please Note: Specifications may change without notice

C3:0

AIR COMPRESSORS PORTABLE PETROL DRIVEN

REMOVABLE HANDLE

ALLOY PUMP



RATED TO CAAA PROTOCOL™ 2000

POWERED by HONDA™

WILDCAT 17 CFM PETROL

CYLINDERS: 2
MOTOR HORSE POWER: 5.5
RECEIVER: 64 LITRE
FAD: 12.7 CFM 361L/MIN
ALLOY PUMP: PB 3800
PRESSURE: 140 PSI
HANDLE
OIL FILLED GAUGE
PNEUMATIC TYRES
HONDA MOTOR
POWDER COATED
IDLER ASSEMBLY
BUILT IN AUSTRALIA

DIMENSIONS
LENGTH: 1300MM
HEIGHT: 800MM
WIDTH: 400MM

REMOVABLE HANDLE

CAST IRON PUMP



RATED TO CAAA PROTOCOL™ 2000

POWERED by HONDA™

SUPERCAT 17 CFM PETROL

CYLINDERS: 3
MOTOR HORSE POWER: 5.5
RECEIVER: 64 LITRE
FAD: 12.7 CFM 361L/MIN
CAST IRON PUMP: PB 40
PRESSURE: 140 PSI
HANDLE
OIL FILLED GAUGE
PNEUMATIC TYRES
HONDA MOTOR
POWDER COATED
BUILT IN AUSTRALIA

DIMENSIONS
LENGTH: 1300MM
HEIGHT: 800MM
WIDTH: 400MM

NEED EXPERT ADVICE? CONTACT YOUR PUMA DISTRIBUTOR FOR MORE INFORMATION: PHONE 03 9791 7010 EMAIL: SALES@PUMAININDUSTRIAL.COM

Please Note: Specifications may change without notice

C4:0

AIR COMPRESSORS STATIONARY THREE PHASE

5.5HP – 4KW [415V]

CYLINDERS: 3
MOTOR HORSE POWER: 4KW/5.5HP
RECEIVER: 195 LITRE
FAD: 20.0 CFM 566L/MIN
CFM DISPLACEMENT: 30
CAST IRON PUMP PRESSURE: 140 PSI
GAUGE 100MM LIQUID FILLED PALLET
FEET
PULLEYS: CAST IRON
POWDER COATED
BUILT IN AUSTRALIA

DIMENSIONS
LENGTH: 1100MM
HEIGHT: 740MM
WIDTH: 450M
TANK: 432 X 1200



RATED TO CAAA
PROTOCOL™ 2000

IMPORTANT: THESE UNITS MUST BE INSTALLED BY AN
AUTHORISED ELECTRICAL TRADESPERSON TO ENSURE
CORRECT PERFORMANCE OF THE COMPRESSOR.

NEED EXPERT ADVICE? CONTACT YOUR PUMA DISTRIBUTOR FOR MORE
INFORMATION: PHONE 03 9791 7010 EMAIL: SALES@PUMAINDUSTRIAL.COM

Please Note: Specifications may change without notice

C7:0

AIR COMPRESSORS STATIONARY THREE PHASE



RATED TO CAAA
PROTOCOL™ 2000

IMPORTANT: THESE UNITS MUST BE INSTALLED BY AN AUTHORISED ELECTRICAL TRADESPERSON TO ENSURE CORRECT PERFORMANCE OF THE COMPRESSOR.

7.5HP – 5KW [415V]

CYLINDERS: 3
MOTOR HORSE POWER: 5KW/7.5HP
RECEIVER: 240 LITRE
FAD: 28.0 CFM 787L/MIN
CFM DISPLACEMENT: 40
CAST IRON PUMP PRESSURE: 140 PSI
PALLET FEET
PULLEYS: CAST IRON
POWDER COATED
BUILT IN AUSTRALIA

DIMENSIONS
LENGTH: 1900MM
HEIGHT: 1180MM
WIDTH: 600MM
TANK: 432 X 1500MM



RATED TO CAAA
PROTOCOL™ 2000

IMPORTANT: THESE UNITS MUST BE INSTALLED BY AN AUTHORISED ELECTRICAL TRADESPERSON TO ENSURE CORRECT PERFORMANCE OF THE COMPRESSOR.

10HP – 7.5KW [415V]

CYLINDERS: 3
MOTOR HORSE POWER: 7.5KW/10HP
RECEIVER: 240 LITRE
FAD: 34.3 CFM 971L/MIN
CFM DISPLACEMENT: 52
CAST IRON PUMP
GAUGE 100MM LIQUID FILLED
PRESSURE: 140 PSI
PALLET FEET
PULLEYS: CAST IRON
POWDER COATED
BUILT IN AUSTRALIA

DIMENSIONS
LENGTH: 1900MM
HEIGHT: 1200MM
WIDTH: 560MM
TANK: 432 X 1500MM


NEED EXPERT ADVICE? CONTACT YOUR PUMA DISTRIBUTOR FOR MORE INFORMATION: PHONE 03 9791 7010 EMAIL: SALES@PUMAINDUSTRIAL.COM

C8:0

COMPRESSOR PUMPS


TYPE PB2800

ALLOY CYLINDERS: 2
BORE: 60MM
STROKE: 36MM
MOTOR HORSE POWER: 2.5
AFTER COOLER
BELT DRIVEN
L300 X H380 X W300MM



TYPE PB3800

ALLOY CYLINDERS: 2
BORE: 60MM
STROKE: 58MM
MOTOR HORSE POWER: 3.0
AFTER COOLER
BELT DRIVEN
L300 X H380 X W300MM



TYPE TTB20

CAST IRON CYLINDERS: 2
BORE: 51MM
STROKE: 46MM
MOTOR HORSE POWER: 2.0/2.5
NOMINAL SPEED: 860MM
BELT DRIVEN
L410 X H360 X W220MM



TYPE TTB30

CAST IRON CYLINDERS: 2
BORE: 65MM
STROKE: 48MM
MOTOR HORSE POWER: 2.5/3.0
NOMINAL SPEED: 860MM
BELT DRIVEN



TYPE TTB40A

CAST IRON CYLINDERS: 3
BORE: 51MM
STROKE: 46MM
MOTOR HORSE POWER: 3.0/4.0
NOMINAL SPEED: 860MM
BELT DRIVEN
L450 X H350 X W220MM



TYPE TTB40

CAST IRON CYLINDERS: 3
BORE: 65MM
STROKE: 48MM
MOTOR HORSE POWER: 3.0/4.0
NOMINAL SPEED: 860MM
BELT DRIVEN
L500 X H360 X W240MM



NEED EXPERT ADVICE? CONTACT YOUR PUMA DISTRIBUTOR FOR MORE
INFORMATION: PHONE 03 9791 7010 EMAIL: SALES@PUMAININDUSTRIAL.COM

Please Note: Specifications may change without notice

P1:0

COMPRESSOR PUMPS

TYPE TTB50

CAST IRON CYLINDERS: 2
BORE: 80MM
STROKE: 60MM
MOTOR HORSE POWER: 4.0/5.5
BELT DRIVEN
SINGLE STAGE
L550 X H500 X W240MM



TYPE TTB75

CAST IRON CYLINDERS: 3
BORE: 80MM
STROKE: 60MM
MOTOR HORSE POWER: 5.5/7.5
NOMINAL SPEED: 860MM
BELT DRIVEN
SINGLE STAGE
L680 X H500 X W300MM



TYPE TTB100

CAST IRON CYLINDERS: 3
BORE: 90MM
STROKE: 70MM
MOTOR HORSE POWER: 7.0/10.0
NOMINAL SPEED: 860MM
BELT DRIVEN
SINGLE STAGE
L680 X H500 X W300MM



TYPE TTB100A

CAST IRON CYLINDERS: 3
BORE: 100MM
STROKE: 80MM
MOTOR HORSE POWER: 10.0
NOMINAL SPEED: 860MM
BELT DRIVEN
L680 X H500 X W400MM



TYPE ET90 [TWO STAGE]

CAST IRON CYLINDERS: 3
BORE: LOW 90MM/ HIGH 85MM
STROKE: LOW 60MM/ HIGH 60MM
MOTOR HORSE POWER: 7.5/10.0
NOMINAL SPEED: 860MM
PRESSURE: 200PSI
BELT DRIVEN
L700 X H500 X W440MM



NEED EXPERT ADVICE? CONTACT YOUR PUMA DISTRIBUTOR FOR MORE
INFORMATION: PHONE 03 9791 7010 EMAIL: SALES@PUMAININDUSTRIAL.COM


Please Note: Specifications may change without notice

P2:0

ELECTRIC MOTORS


TYPE CMG40

4HP/ 3KW
1440RPM
24MM SHAFT
FAN COOLED
415V/ 4 POLE
L400 X H280 X W220MM
AUSTRALIAN MADE




TYPE CMG55

5.5HP/ 4KW
1440RPM
24MM SHAFT
FAN COOLED
415V/ 4 POLE
L430 X H320 X W250MM
AUSTRALIAN MADE




TYPE CMG75

7.5HP/ 5KW
1440RPM
28MM SHAFT
FAN COOLED
415V/ 4 POLE
L480 X H310 X W270MM
AUSTRALIAN MADE



TYPE CMG100

10HP/ 7.5KW
1440RPM
28MM SHAFT
FAN COOLED
415V/ 4 POLE
L500 X H350 X W270MM
AUSTRALIAN MADE



TYPE M25

2.5HP/ 1.65KW
EURO STYLE
2850RPM
24MM SHAFT
THERMAL OVERLOAD
FAN COOLED
2X CAPACITATORS
240V/ 50HZ
L360 X H220 X W200MM
MADE IN CHINA



TYPE M30

3.0HP/ 2.2KW
EURO STYLE
2850RPM
24MM SHAFT
THERMAL OVERLOAD
FAN COOLED
2X CAPACITATORS
240V/ 50HZ
L360 X H220 X W200MM
MADE IN CHINA



NEED EXPERT ADVICE? CONTACT YOUR PUMA DISTRIBUTOR FOR MORE
INFORMATION: PHONE 03 9791 7010 EMAIL: SALES@PUMAININDUSTRIAL.COM

Please Note: Specifications may change without notice

E1:0

GENERATORS

TG950 2HP

START: RECOIL
MAXIMUM OUTPUT: 800 WATT
RATED OUTPUT: 700 WATT
SILENCED: 60 DB (A)
STROKE: 2
VOLTAGE: 50HZ/ 240V
WEIGHT: 21KG
OPERATING HRS: 6.3



NEED EXPERT ADVICE? CONTACT YOUR PUMA DISTRIBUTOR FOR MORE
INFORMATION: PHONE 03 9791 7010 EMAIL: SALES@PUMAINDUSTRIAL.COM

Please Note: Specifications may change without notice

G1:0

JAG NAIL GUNS

F32U

PANELS, CABINETS & LIGHT FIXING
NAIL TYPE: C1 OR F1 SERIES (18GAUGE)
CAPACITY: 15MM – 32MM
PRESSURE: 70 – 100PSI
WEIGHT: 1.1KG
INCLUDES: ALUMINIUM CASE AND GLASSES



T50U

CABINET MAKING, SHOP FITTING & GENERAL FIXING
NAIL TYPE: C OR T SERIES (16GAUGE)
CAPACITY: 20MM – 64MM
PRESSURE: 60 – 100PSI
WEIGHT: 1.85KG
INCLUDES: ALUMINIUM CASE AND GLASSES



DA64

GENERAL FIXING
NAIL TYPE: DA TYPE (15GAUGE)
CAPACITY: 32MM – 64MM
PRESSURE: 60 – 100PSI
WEIGHT: 2.4KG
INCLUDES: ALUMINIUM CASE AND GLASSES



9034

FRAMING, PALLETS & FENCING
NAIL TYPE: D HEAD (SENCO TYPE)
CAPACITY: 50MM – 90MM
PRESSURE: 70 – 110PSI
WEIGHT: 3.8KG
INCLUDES: ALUMINIUM CASE AND GLASSES



NEED EXPERT ADVICE? CONTACT YOUR PUMA DISTRIBUTOR FOR MORE
INFORMATION: PHONE 03 9791 7010 EMAIL: SALES@PUMAININDUSTRIAL.COM

Please Note: Specifications may change without notice

N1:0

AIR LINE EQUIPMENT REGULATORS

AR1000 MINI

1/4" BSP INLET
C/W GAUGE & BRACKET



AR2000-02

1/4" BSP INLET
C/W GAUGE & BRACKET



AR3000-02

1/4" BSP INLET
C/W GAUGE & BRACKET



FILTERS

AF2000-02

MINI TYPE
1/4" BSP INLET
CLEAR BOWL
ELEMENT - 5 MICRON



AF3000-02

1/4" BSP INLET
BOWL GUARD
ELEMENT - 5 MICRON



AF4000-06

3/4" BSP INLET
BOWL GUARD
1/2" REDUCER AVAILABLE
ELEMENT - 5 MICRON



NEED EXPERT ADVICE? CONTACT YOUR PUMA DISTRIBUTOR FOR MORE INFORMATION: PHONE 03 9791 7010 EMAIL: SALES@PUMAINDUSTRIAL.COM


Please Note: Specifications may change without notice

A1:0

AIR LINE EQUIPMENT FILTER REGULATORS


AW2000-02

1/4" BSP INLET
MINI TYPE
C/W GAUGE & BRACKET




AW3000-02

1/4" BSP INLET
STANDARD SIZE
C/W GAUGE & BRACKET
BOWL GUARD



AW4000-06

3/4" BSP INLET
C/W GAUGE & BRACKET
C/W 3/4" TO 1/2"
REDUCER
BOWL GUARD



AA6005-1/2

TWIN OUTLET
1/2" IN BUILT
C/W 2 X 3002 AIR COCK



LUBRICATORS


AL3000-02

1/4" BSP INLET
BOWL GUARD
VARIABLE FLOW RATE
ADJUSTMENT



AL4000-06

3/4" BSP INLET
BOWL GUARD
VARIABLE FLOW RATE
ADJUSTMENT
3/4" TO 1/2" REDUCER



NEED EXPERT ADVICE? CONTACT YOUR PUMA DISTRIBUTOR FOR MORE INFORMATION: PHONE 03 9791 7010 EMAIL: SALES@PUMAININDUSTRIAL.COM

A2:0

Please Note: Specifications may change without notice


AIR LINE EQUIPMENT COMBINATION UNITS



FILTER

REGULATOR

LUBRICATOR



AC 2000 1/4" BSP MINI TYPE

AC 3000 1/4" BSP

AC 4000 3/4" BSP

COMBINATION UNITS CAN BE ASSEMBLED FROM THESE ITEMS BY SIMPLY ADDING BRACKETS, SEALS AND CLAMPS THAT ARE APPLICABLE TO CORRESPONDING MODEL SERIES.

NEED EXPERT ADVICE? CONTACT YOUR PUMA DISTRIBUTOR FOR MORE INFORMATION: PHONE 03 9791 7010 EMAIL: SALES@PUMAININDUSTRIAL.COM

Please Note: Specifications may change without notice

A3:0

COMPONENTS

NON-RETURN VALVES 1006

3/4" BSP CONICAL INLET
HIGH TEMPERATURE VALVE ASSEMBLY
BRASS BODY



NON-RETURN VALVES 1008

1" BSP CONICAL INLET
HIGH TEMPERATURE VALVE ASSEMBLY
BRASS BODY



NON-RETURN VALVES 1004 BA

1/2" BSP INLET
BRASS BODY
OFF LOADER 1/8" BSP




NON-RETURN VALVES 1004 IT

1/2" BSP INLET
NICKEL-PLATED BODY
OFF LOADER 1/8" BSP



MASTER UNLOADER 1104

CABLE TYPE
PETROL ONLY
FOR USE WITH PETROL COMPRESSORS



MASTER UNLOADER 1104 A

PNEUMATIC TYPE
PETROL ONLY
FOR USE WITH PETROL COMPRESSORS




SAFETY VALVES TYPE 2202

1/4" BSP
AS 1271 - 1000 KPA



SAFETY VALVES TYPE 2003

1/2" BSP
AS 1271 - 1200 KPA



NEED EXPERT ADVICE? CONTACT YOUR PUMA DISTRIBUTOR FOR MORE INFORMATION: PHONE 03 9791 7010 EMAIL: SALES@PUMAININDUSTRIAL.COM


Please Note: Specifications may change without notice

CC1:0

COMPONENTS

SAFETY VALVES TYPE 2004

½" BSP
AS 1271 – 1600 KPA




SAFETY VALVES TYPE 2004

½" BSP
AS 1271 – 1600 KPA



DRAIN VALVES TYPE 4002A

¼" BSP
WING TYPE



DRAIN VALVES TYPE 4002

¼" BSP
KNURLED KNOB



TYPE 4003A

½" BSP
WING TYPE

TYPE 4003

½" BSP
KNURLED KNOB

INLET FILTERS AF 1/2

½" BSP
MALE THREAD
PLASTIC TYPE
SPONGE STYLE



INLET FILTERS AF 1/2 B

½" BSP
MALE THREAD
PLASTIC TYPE
ELEMENT STYLE



INLET FILTERS AF 3/4

¾" BSP
MALE THREAD
ELEMENT STYLE



INLET FILTERS AF1

1" BSP
MALE THREAD
PLASTIC TYPE
ELEMENT STYLE



INLET FILTERS AF 3/8

3/8" BSP
MALE THREAD
SPONGE STYLE



NEED EXPERT ADVICE? CONTACT YOUR PUMA DISTRIBUTOR FOR MORE INFORMATION: PHONE 03 9791 7010 EMAIL: SALES@PUMAININDUSTRIAL.COM

Please Note: Specifications may change without notice

CC2:0

COMPONENTS


TYPE 5002

4 WAY MANIFOLD
FURNAS TYPE
C/W UNLOADER
ON/OFF SWITCH
PRESSURE: 150 PSI
1/4" BSP BOTTOM ENTRY
TWIN DIFFERENTIAL ADJUSTMENT
(LOW + HIGH)
240 VOLT



TYPE 5001

4 WAY MANIFOLD
NEMA TYPE
C/W UNLOADER
ON/OFF SWITCH
PRESSURE: 150 PSI
1/4" BSP BOTTOM ENTRY
SINGLE DIFFERENTIAL ADJUSTMENT
(LOW/ HIGH COMBINED)
240 VOLT



TYPE 5005

4 WAY MANIFOLD
CONDOR TYPE
C/W UNLOADER
ON/OFF SWITCH
PRESSURE: 135-170 PSI
1/4" BSP BOTTOM ENTRY
TWIN DIFFERENTIAL ADJUSTMENT
(LOW + HIGH)
240 VOLT



TYPE MDR/5

4 WAY MANIFOLD
CONDOR TYPE
C/W UNLOADER
ON/OFF SWITCH
PRESSURE: 250 PSI
1/4" BSP BOTTOM ENTRY
415 VOLT
3 PHASE



PRESSURE GAUGE PG 20S

50MM DIAL
0 - 12 BAR PRESSURE
0 - 180 LB/IN PRESSURE
1/4" BSP BOTTOM ENTRY



PRESSURE GAUGE PG 20R

50MM DIAL
0 - 10.5 BAR PRESSURE
0 - 150 LB/IN PRESSURE
1/4" BSP SIDE ENTRY



PRESSURE GAUGE PG 25R

65MM DIAL
0 - 14 BAR PRESSURE
0 - 200 LB/IN PRESSURE
1/4" BSP SIDE ENTRY



PRESSURE GAUGE PG 15R

38MM DIAL
0 - 10.5 BAR PRESSURE
0 - 150 LB/IN PRESSURE
1/4" BSP SIDE ENTRY



NEED EXPERT ADVICE? CONTACT YOUR PUMA DISTRIBUTOR FOR MORE INFORMATION: PHONE 03 9791 7010 EMAIL: SALES@PUMAININDUSTRIAL.COM

Please Note: Specifications may change without notice

CC3:0

COMPONENTS

PRESSURE GAUGE OR 65 OIL FILLED

65MM DIAL
0 - 16 BAR PRESSURE
0 - 230 LB/IN PRESSURE
1/4" BSP BOTTOM ENTRY



PRESSURE GAUGE OF 100 OIL FILLED

100MM DIAL
0 - 16 BAR PRESSURE
0 - 238 LB/IN PRESSURE
1/4" BSP BOTTOM ENTRY



NEED EXPERT ADVICE? CONTACT YOUR PUMA DISTRIBUTOR FOR MORE
INFORMATION: PHONE 03 9791 7010 EMAIL: SALES@PUMAININDUSTRIAL.COM

Please Note: Specifications may change without notice

CC4:0

ACCESSORIES

GENERAL PURPOSE KIT AK-3

TYRE INFLATOR WITH GAUGE
AIR BLOW GUN – DUSTER GUN
SELF-STORE RECOIL HOSE



GENERAL PURPOSE KIT AK-5

TYRE INFLATOR WITH GAUGE
AIR BLOW GUN – DUSTER GUN
SELF-STORE RECOIL HOSE
KERO GUN
SPRAY GUN



AIR BLOW GUNS - AIR DUSTERS

DG 10

AIR BLOW GUN
1/4" BSP AIR INLET
25MM LONG PIPE



DG10-100

AIR BLOW GUN
1/4" BSP AIR INLET
25MM LONG PIPE

AA5006

AIR BLOW GUN
1/4" BSP AIR INLET
100MM LONG PIPE



AA5006-3

AIR BLOW GUN
1/4" BSP AIR INLET
300MM LONG PIPE

NEED EXPERT ADVICE? CONTACT YOUR PUMA DISTRIBUTOR FOR MORE INFORMATION: PHONE 03 9791 7010 EMAIL: SALES@PUMAININDUSTRIAL.COM

Please Note: Specifications may change without notice

AC1:0

ACCESSORIES

HOSE REEL HR031010

10 METRE HOSE LENGTH
RETRACTABLE
C/W WALL MOUNT BRACKET
WEIGHT: 2.5KG
POLY URETHANE BRAIDED HOSE



INFLATOR AA6005

PEM TYPE
DUAL CHUCK
200MM STEM
PRESSURE:
0 – 11 BAR
0- 150 PSI



SWIVEL JOINT SW003-C

1/4" FEMALE – 1/4" MALE
SWIVEL JOINT
(SUITS MOST AIR TOOLS)



INFLATOR AA6000

ITALIAN TYPE
CLIPS ON CHUCK
PISTOL GRIP
PRESSURE:
0 – 12 BAR
0 - 180 PSI



REGULATOR R2000

1/4" IN-LINE AIR REGULATOR
(SUITS MOST AIR TOOLS)



TYPE CHUCK AA3066

TYRE CHUCK STEM
150MM LENGTH
DUAL CHUCK
194" BSP



WONDER GUN AAJ5005

CONNECTS TO COMPRESSOR
VACUUM/ SUCTION GUN
C/W CARRY CASE



FILTER AA2002A

WATER SEPARATOR
1/4" MSP
(SUITS MOST AIR TOOLS)
MANUAL DISCHARGE



NEED EXPERT ADVICE? CONTACT YOUR PUMA DISTRIBUTOR FOR MORE
INFORMATION: PHONE 03 9791 7010 EMAIL: SALES@PUMAININDUSTRIAL.COM

Please Note: Specifications may change without notice

CC3:0

TERMS AND CONDITIONS OF SALES



**RATED TO CAAA
PROTOCOL™ 2000**

PRICING:

PRICES ARE SUBJECT TO CHANGE WITHOUT PRIOR NOTICE.

TRADING TERMS:

ALL ACCOUNTS ARE STRICTLY NETT 30 DAYS EOM.

CLAIMS:

RETURNS MUST FIRST BE AUTHORISED BY PUMA INDUSTRIAL TOOL CO PTY LTD, FREIGHT PREPAID AND PROOF OF PURCHASE SUPPLIED. RETURNS WILL ONLY BE ACCEPTED IN NEW AND RESALABLE CONDITION AND ARE SUBJECT TO A 15% RE-STOCKING FEE.

FREIGHT & HANDLING:

FREIGHT, HANDLING AND INSURANCE WILL INCUR A CHARGE. QUOTATIONS SUPPLIED ON REQUEST.

SPECIFICATIONS:

PUMA INDUSTRIAL TOOL CO PTY LTD RESERVES THE RIGHT TO CHANGE, WITHOUT NOTICE, SPECIFICATIONS SHOWN IN ANY CATALOGUE OR OTHER MEDIA.

WARRANTY:

PUMA INDUSTRIAL TOOL CO PTY LTD RESERVES THE RIGHT TO REQUIRE EVIDENCE OF PURCHASE ON ANY ITEM CLAIMED AS WARRANTY. WARRANTY IS RENDERED VOID IF THE PRODUCT HAS BEEN ABUSED, MISUSED OR DAMAGED OR USED FOR A PURPOSE OTHER THAN WHICH IT IS INTENDED. WARRANTY IS ALSO RENDERED VOID IF THE FAULT IS DUE TO FAIR WEAR AND TEAR OR IF THE PRODUCT HAS BEEN REPAIRED BY ANY PERSON OTHER THAN PUMA INDUSTRIAL TOOL COMPANY OR AN AUTHORISED PUMA INDUSTRIAL TOOL COMPANY AGENT.

TITLE OF GOODS:

TITLE OF GOODS REMAIN THE PROPERTY OF PUMA INDUSTRIAL TOOL CO PTY LTD UNTIL PAYMENT IS RECEIVED IN FULL AND FUNDS CLEARED.

LIMITATION OF LIABILITY:

PUMA INDUSTRIAL TOOL CO PTY LTD WILL NOT BE LIABLE FOR ANY LOSS OR DAMAGES SUFFERED DIRECTLY OR INDIRECTLY OR CONSEQUENTIAL ARISING IN ANY WAY OUT OF ANY DEFECTIVE GOODS, OR ANY NEGLIGENT ACT OR OMISSION OF PUMA INDUSTRIAL TOOL COMPANY'S OFFICERS, EMPLOYEES, CONTACTORS OR AGENTS INCLUDING BUT NOT LIMITED TO LOSS OF PROFITS AND DAMAGE SUSTAINED OR INCURRED AS A RESULT OF A CLAIM BY A THIRD PARTY.

PUMA INDUSTRIAL TOOL COMPANY PTY LTD

ABN: 87 055 363 203
119 – 123 Lonsdale Street
Dandenong Victoria 3175 Australia

Phone: (03) 9791 7010
Fax: (03) 9793 3223
Email: sales@pumaindustrial.com